

FEATURES

- High intensity and reliability.
- High quality and low cost.
- Choice of colors: Red/Orange/Green/Blue,etc
- Low power requirement.
- I. C. compatible.
- Easy assembly.

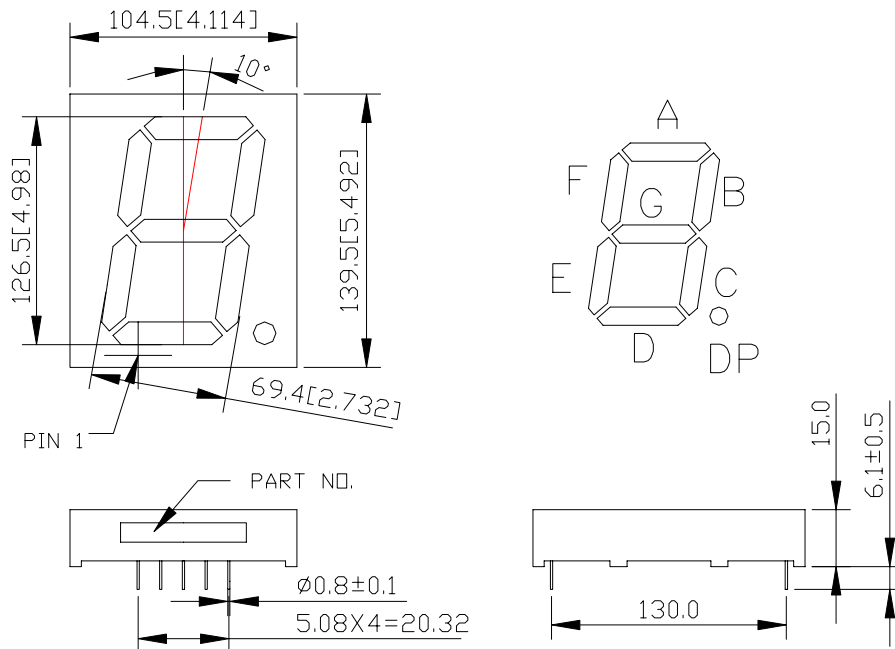
DESCRIPTION

The WCN1-XXE0XX-XXX series are 5.0inch (127.0mm) height single digit displays.

SH. Red displays have black face or gray face and milky segment or red segment.

Bright Green displays have black face or gray face and milky segment.

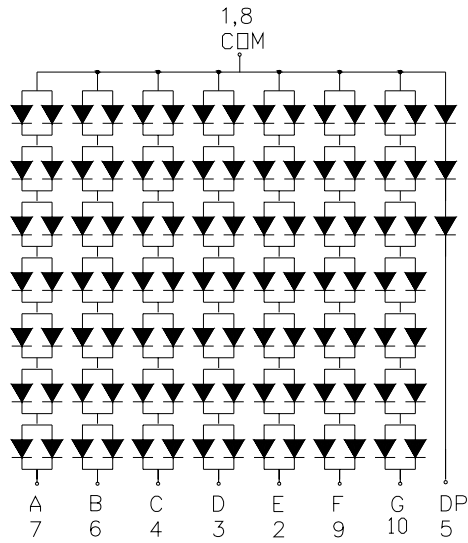
PACKAGE DIMENSIONS




NOTES: All dimensions are in millimeters (inches) tolerance are $\pm 0.25\text{mm}(0.010)$ unless otherwise noted.

INTERNAL CIRCUIT DIAGRAM

A.. WCN1-XXE0XX-A1X



B.. WCN1-XXE0XX-C1X



ABSOLUTE MAXIMUM RATINGS AT T_a=25°C

PARAMETER	SH.RED	BRIGHT GREEN	UNIT
Power Dissipation Per Segment	560	728	mW
Peak Forward Current Per Segment (1/10 duty cycle 0.1ms pulse width)	150	150	mA
Continuous Forward Current Per Segment Derating Linear From 25°C Per Segment	40 0.30	40 0.33	mA mA/°C
Reverse Voltage Per Segment	35	35	V
Operating Temperature Range	-35°C to + 85°C		
Storage Temperature Range	-35°C to + 85°C		
Solder Temperature 1/16 inch below seating plane for 3 seconds at 260°C			

ELECTRICAL/OPTICAL CHARACTERISTICS AT T_a=25°C

WCN1-00EOSD-A11/C11

PARAMETER	SYMBOL	MIN.	TYP.	MAX.	UNIT	TEST CONDITION
Luminous Intensity Per Segment	I _V	35.0	40.0	—	mcd	I _F =20mA
Dominant Wavelength	λ _D	—	643	—	nm	I _F =40mA
Peak Emission Wavelength	λ _P	—	660	—	nm	I _F =40mA
Spectral Line Half-Width	Δλ	—	20	—	nm	I _F =40mA
Forward Voltage Per Segment	V _F	—	12.6	14.0	V	I _F =40mA
Reverse Current Per Segment	I _R	—	—	100	μA	V _R =35V
Luminous Intensity Matching Ratio (Segment To Segment)	I _{V-m}			2:1		I _F =20mA

WCN1-00EOG3-A11/C11

PARAMETER	SYMBOL	MIN.	TYP.	MAX.	UNIT	TEST CONDITION
Luminous Intensity Per Segment	I _V	28.0	32.0	—	mcd	I _F =20mA
Dominant Wavelength	λ _D	—	573	—	nm	I _F =40mA
Peak Emission Wavelength	λ _P	—	568	—	nm	I _F =40mA
Spectral Line Half-Width	Δλ	—	30	—	nm	I _F =40mA
Forward Voltage Per Segment	V _F	—	15.75	18.2	V	I _F =40mA
Reverse Current Per Segment	I _R	—	—	100	μA	V _R =35V
Luminous Intensity Matching Ratio (Segment To Segment)	I _{V-m}			2:1		I _F =20mA