

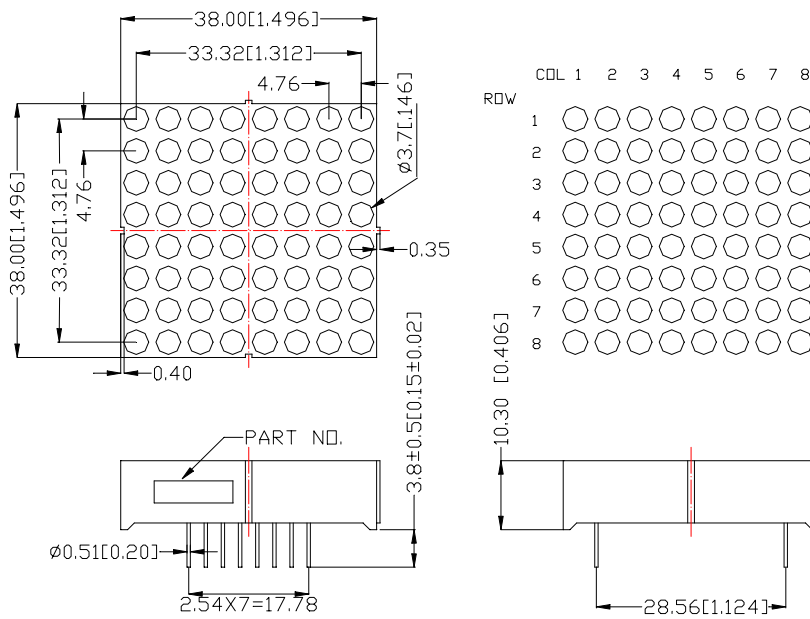
### FEATURES

- 1.51inch (38.0mm) Matrix height
- Choice of three colors — Bright Green / Orange / SH. Red, etc.
- Flat package and light weight
- Easy assembly
- High quality and low cost
- High reliable and intensity
- Low power requirement

### DESCRIPTION :

- 8 x 8 dot matrix displays
- Ø3.7mm dot and pitch 4.76mm
- Black face or gray face and white diffused dots

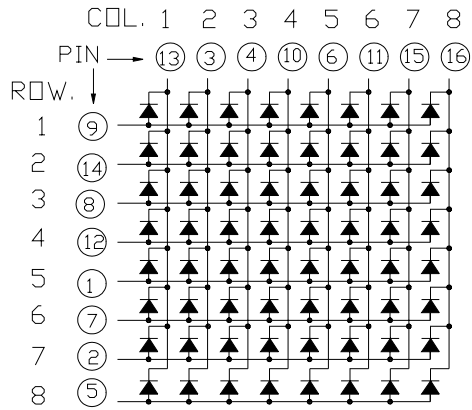
### PACKAGE DIMENSIONS



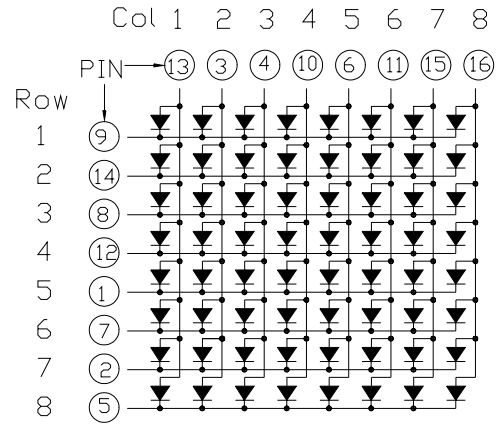
NOTES: All dimensions are in millimeters (inches) tolerance are ± 0.25mm (0.01inch) unless otherwise noted;

## CIRCUIT DIAGRAM

### A. WCN-8815XX-DA01



### B. WCN-8815XX-DC01



## ABSOLUTE MAXIMUM RATINGS AT $T_a=25^\circ\text{C}$

PARAMETER	Bright Green	Orange	SH. Red	UNIT
Maximal Power Dissipation (When completely Lighting) Per Dot	26	26	20	mW
Maximal Forward Current (When completely Lighting) Per Dot	10	10	10	mA
Derating Linear From 25°C Per Dot	0.166	0.166	0.166	mA/°C
Peak Forward Current Per Dot	40	40	40	mA
Reverse Voltage Per Dot	5			V
Operation Temperature Range	-35 ~+85			°C
Storage Temperature Range.	-35 ~+85			°C

NOTES:  $T_a=25^\circ\text{C}$   $I_{FP}=1/8\text{Duty}$  10KHZ

**OPTOELECTRIC CHARACTERISTICS  $T_a=25^\circ\text{C}$** 

PARAMETER	SYMBOL	TEST CONDITIONS	PART NO.	RATING			UNIT
				MIN.	TYP.	MAX.	
Forward Voltage Per Dot	$V_F$	$I_F=20\text{mA}$	Bright Green	1.8	2.25	2.6	V
			Orange	—	2.05	2.6	
			SH. Red	—	1.8	2.0	
Reverse Current Per Dot	$I_R$	$V_R=5\text{V}$	Bright Green SH. Red. Orange	—	—	100	$\mu\text{A}$
Luminous Intensity Per Dot	$I_V$	1/8 Duty $I_{FP}=40\text{mA}$	Bright Green	—	3.0	—	mcd
			Orange	—	2.0	—	
			SH. Red	—	4.5	—	
Peak Emission Wavelength Per Dot	$\lambda_P$	$I_F=20\text{mA}$	Bright Green	—	568	—	nm
			Orange	—	632	—	
			SH. Red	—	660	—	
Dominant Wavelength Per Dot	$\lambda_D$	$I_F=20\text{mA}$	Bright Green	—	573	—	nm
			Orange	—	622	—	
			SH. Red	—	643	—	
Spectral Line Wave Length Per Dot	$\Delta\lambda$	$I_F=20\text{mA}$	Bright Green	—	30	—	nm
			Orange	—	35	—	
			SH. Red	—	20	—	
Luminous Intensity Matching Ratio (Dot To Dot)	$I_{V-m}$	1/8 Duty $I_{FP}=40\text{mA}$	Bright Green SH. Red. Orange			2:1	

**SOLDERING CONDITIONS** : Soldering Temp.  $\leq +260^\circ\text{C}$ ; Soldering Time  $\leq 3\text{sec}$

(at 2mm Distance from the Case of Reflector Edge)